
































































































2024 July 4 Fun Run

Overall Results 5K

Plac	Bib	Name	Nat.	Age	Gender	AG	Club	Pace	ChipTim	GunTime
5K										
1.	295	Marett, Owen		17	M	Male 15-19		5:27	0:16:58	0:16:58
2.	284	Lawry, Joseph		18	M	Male 15-19		5:29	0:17:05	0:17:05
3.	308	Choate, Christian		18	M	Male 15-19		5:32	0:17:15	0:17:15
4.	794	VanDis, Jonas		17	M	Male 15-19		5:36	0:17:25	0:17:25
5.	301	McPartland, Jack		18	M	Male 15-19	Waukee	5:41	0:17:40	0:17:40
6.	332	Peterson, Benjamin		15	M	Male 15-19		5:43	0:17:48	0:17:48
7.	785	Winke, Jordan		25	F	Female 20-29		5:46	0:17:57	0:17:57
8.	320	Nyberg, Ben		17	M	Male 15-19		5:47	0:18:01	0:18:01
9.	608	Moore, Aden		18	M	Male 15-19		5:48	0:18:04	0:18:04
10.	296	Mash, Cade		22	M	Male 20-29		6:00	0:18:39	0:18:39
11.	133	Buske, Ian		23	M	Male 20-29		6:02	0:18:47	0:18:47
12.	368	Dorenkamp, Teegan		17	M	Male 15-19		6:04	0:18:52	0:18:52
13.	138	Lehman, Drew		19	M	Male 15-19		6:05	0:18:56	0:18:56
14.	790	Olson, Ethan		14	M	Male 14 & Under		6:06	0:18:58	0:18:58
15.	129	Bennett, Paxton		50	M	Male 50+		6:07	0:19:01	0:19:01
16.	119	Crowley, JT		29	M	Male 20-29		6:09	0:19:08	0:19:08
17.	756	Njane, Victor		16	M	Male 15-19		6:10	0:19:12	0:19:12
18.	771	Taha, Jalen		18	M	Male 15-19		6:15	0:19:27	0:19:27
19.	271	Hoskins, Carter		15	M	Male 15-19		6:16	0:19:29	0:19:29
20.	713	Moore, Jonathan		16	M	Male 15-19		6:21	0:19:44	0:19:44
21.	212	Briggs, Cooper		14	M	Male 14 & Under		6:21	0:19:46	0:19:46
22.	393	Fopma, Evan		50	M	Male 50+		6:23	0:19:51	0:19:51
23.	206	Arvanis, Stephen		35	M	Male 30-39		6:24	0:19:54	0:19:54
24.	137	Klinkenborg, Cael		19	M	Male 15-19		6:25	0:19:57	0:19:57
25.	385	Wellet, Nick		17	M	Male 15-19		6:27	0:20:05	0:20:05
26.	325	Olson, Nolen		14	M	Male 14 & Under		6:28	0:20:07	0:20:07
27.	240	Dragert, Lucas		16	M	Male 15-19		6:30	0:20:14	0:20:14
28.	267	Groathouse, Tyler		25	M	Male 20-29		6:31	0:20:16	0:20:16
29.	287	Locher, Henry		13	M	Male 14 & Under		6:32	0:20:19	0:20:19
30.	328	Opsal, Reed		16	M	Male 15-19		6:34	0:20:25	0:20:25
31.	102	Burrier, Sydney		16	F	Female 15-19		6:35	0:20:28	0:20:28
32.	607	Miller, Alex		14	M	Male 14 & Under		6:36	0:20:33	0:20:33
33.	279	Kohler, Tyler		15	M	Male 15-19		6:37	0:20:34	0:20:34
34.	128	Behlke, Eric		45	M	Male 40-49		6:39	0:20:40	0:20:40
35.	394	Friedel, Mason		14	M	Male 14 & Under		6:40	0:20:43	0:20:43
36.	567	Lawry, Nathan		46	M	Male 40-49		6:41	0:20:48	0:20:48
37.	254	Adams, Luke		9	M	Male 14 & Under		6:46	0:21:04	0:21:04
38.	533	Hernandez, Angel		17	M	Male 15-19		6:47	0:21:05	0:21:05
39.	773	Temple, Sam		14	M	Male 14 & Under		6:47	0:21:06	0:21:06
40.	109	Harder, Nolan		17	M	Male 15-19		6:47	0:21:07	0:21:07
41.	521	Hayes, Colin		15	M	Male 15-19		6:47	0:21:07	0:21:07
42.	787	Huckfeldt, Bruce		43	M	Male 40-49		6:53	0:21:23	0:21:23
43.	371	Smith, Shawn		48	M	Male 40-49		6:54	0:21:26	0:21:26
44.	229	Craig, Rex		14	M	Male 14 & Under		6:59	0:21:42	0:21:42
45.	561	Kreger, Kellan		16	M	Male 15-19		7:02	0:21:52	0:21:52
46.	280	Kottmeyer, Alex		17	M	Male 15-19		7:04	0:21:58	0:21:58
47.	605	Marsh, Patrick		14	M	Male 14 & Under		7:04	0:21:58	0:21:58

















































2024 July 4 Fun Run

Overall Results 5K

Plac	Bib	Name	Nat.	Age	Gender	AG	Club	Pace	ChipTime	GunTime
48.	310	Coles, Matt		11	M	Male 14 & Under		7:07	0:22:08	0:22:08
49.	244	Friesen, Evan		16	M	Male 15-19		7:09	0:22:14	0:22:14
50.	361	Shaw, Boston		17	M	Male 15-19		7:09	0:22:15	0:22:15
51.	300	McElderry, Brant		15	M	Male 15-19		7:15	0:22:32	0:22:32
52.	210	Boddicker, Kelly		36	F	Female 30-39		7:16	0:22:35	0:22:35
53.	314	Muehling, Abigail		12	F	Female 14 & Under		7:16	0:22:36	0:22:36
54.	207	Bach, Tai		16	M	Male 15-19		7:16	0:22:37	0:22:37
55.	366	Simpson, Tanner		17	M	Male 15-19		7:17	0:22:39	0:22:39
56.	248	Garland, Kevin		15	M	Male 15-19		7:18	0:22:44	0:22:44
57.	239	Dow, Daniel		37	M	Male 30-39		7:19	0:22:45	0:22:45
58.	233	Gibbs, Nate		13	M	Male 14 & Under		7:19	0:22:46	0:22:46
59.	230	Craig, Teddy		13	M	Male 14 & Under		7:20	0:22:47	0:22:47
60.	111	Lessman, Charlotte		15	F	Female 15-19		7:21	0:22:51	0:22:51
61.	357	Schwendinger, Sara		47	F	Female 40-49		7:21	0:22:52	0:22:52
62.	370	Smith, Ryan		27	M	Male 20-29		7:21	0:22:52	0:22:52
63.	331	Peterson, Andrew		15	M	Male 15-19		7:24	0:23:02	0:23:02
64.	297	Mash, Luke		18	M	Male 15-19		7:25	0:23:04	0:23:04
65.	294	Butler, Dane		18	M	Male 15-19		7:27	0:23:09	0:23:09
66.	107	Young, Max		17	M	Male 15-19		7:30	0:23:21	0:23:21
67.	359	SHAW, Beck		12	M	Male 14 & Under		7:31	0:23:22	0:23:22
68.	768	Schubert, Tony		42	M	Male 40-49		7:32	0:23:27	0:23:27
69.	791	Cavan, Genevieve		13	F	Female 14 & Under		7:33	0:23:29	0:23:29
70.	766	Schubert, Megan		45	F	Female 40-49		7:36	0:23:38	0:23:38
71.	321	Nyberg, Wesley		44	M	Male 40-49		7:37	0:23:42	0:23:42
72.	110	Opfer, Caroline		15	F	Female 15-19		7:37	0:23:42	0:23:42
73.	327	Omann, Shane		37	M	Male 30-39		7:38	0:23:44	0:23:44
74.	134	134, N.N.						7:39	0:23:49	0:23:49
75.	397	Gasca, Franco		15	M	Male 15-19		7:40	0:23:50	0:23:50
76.	531	Heeren, Jason		44	M	Male 40-49		7:41	0:23:52	0:23:52
77.	108	Butler, Nick		15	M	Male 15-19		7:41	0:23:55	0:23:55
78.	520	Guerra, Tony		52	M	Male 50+		7:44	0:24:02	0:24:02
79.	286	Lloyd, John		15	M	Male 15-19		7:44	0:24:03	0:24:03
80.	534	Johnson, Kyric		14	M	Male 14 & Under		7:44	0:24:04	0:24:04
81.	209	Bennett, Lydia		15	F	Female 15-19		7:44	0:24:04	0:24:04
82.	381	Van Beek, Mya		15	F	Female 15-19		7:44	0:24:04	0:24:04
83.	367	Determan, Sean		32	M	Male 30-39		7:45	0:24:06	0:24:06
84.	256	Anderson, Brian		36	M	Male 30-39		7:46	0:24:09	0:24:09
85.	775	Van Ee, Ava		17	F	Female 15-19		7:48	0:24:16	0:24:16
86.	283	Lawry, Jason		48	M	Male 40-49		7:49	0:24:19	0:24:19
87.	382	VanSickle, Jeff		40	M	Male 40-49		7:53	0:24:30	0:24:30
88.	265	Groathouse, Megan		23	F	Female 20-29		7:53	0:24:30	0:24:30
89.	591	Marsh, Elizabeth		17	F	Female 15-19		7:55	0:24:39	0:24:39
90.	340	Rasmussen, Ryan		38	M	Male 30-39		7:56	0:24:41	0:24:41
91.	136	136, N.N.						7:56	0:24:42	0:24:42
92.	796	Meyer, Kelly		37	F	Female 30-39		7:58	0:24:48	0:24:48
93.	135	Schmitz, Abby		42	F	Female 40-49		7:58	0:24:48	0:24:48
94.	309	Coles, Andy		14	M	Male 14 & Under		7:59	0:24:50	0:24:50
95.	120	Arthur, Arow		47	M	Male 40-49		7:59	0:24:50	0:24:50

















































2024 July 4 Fun Run

Overall Results 5K

Plac	Bib	Name	Nat.	Age	Gender	AG	Club	Pace	ChipTim	GunTime
96.	562	Kuennen, Benjamin		15	M	Male 15-19		8:00	0:24:53	0:24:53
97.	106	Bird, Alyssa		20	F	Female 20-29		8:01	0:24:57	0:24:57
98.	250	Garland, Owen		13	M	Male 14 & Under		8:02	0:24:58	0:24:58
99.	313	Movic, Mark		67	M	Male 50+		8:02	0:24:59	0:24:59
100.	559	Kelley, Mason		15	M	Male 15-19		8:03	0:25:02	0:25:02
101.	263	Groathouse, Derek		28	M	Male 20-29		8:04	0:25:06	0:25:06
102.	113	Slomczewski, Michael		34	M	Male 30-39	Waukee	8:06	0:25:10	0:25:10
103.	215	Brown, Jason		48	M	Male 40-49		8:06	0:25:10	0:25:10
104.	755	Nguyen, Samsung		17	M	Male 15-19		8:06	0:25:10	0:25:10
105.	335	Peterson, William		11	M	Male 14 & Under		8:06	0:25:11	0:25:11
106.	354	Schmidt, Sam		15	M	Male 15-19		8:06	0:25:12	0:25:12
107.	358	SHAW, Barrett		10	M	Male 14 & Under		8:06	0:25:13	0:25:13
108.	764	Rockers, Olivia		38	F	Female 30-39		8:07	0:25:16	0:25:16
109.	204	Alstott, Dawson		14	M	Male 14 & Under		8:08	0:25:19	0:25:19
110.	214	Brown, David		40	M	Male 40-49		8:09	0:25:22	0:25:22
111.	334	Peterson, Tara		44	F	Female 40-49		8:12	0:25:30	0:25:30
112.	632	Moore, Elizabeth		14	F	Female 14 & Under		8:12	0:25:31	0:25:31
113.	274	Judas, Ryan		50	M	Male 50+		8:12	0:25:31	0:25:31
114.	322	OConner, Hannah		15	F	Female 15-19		8:15	0:25:38	0:25:38
115.	262	Groathouse, Amy		25	F	Female 20-29		8:15	0:25:41	0:25:41
116.	323	O'Conner, Megan		44	F	Female 40-49		8:16	0:25:44	0:25:44
117.	231	Crowl, Nick		37	M	Male 30-39		8:16	0:25:44	0:25:44
118.	793	VanDis, Jon		45	M	Male 40-49		8:17	0:25:47	0:25:47
119.	249	Garland, Kirsten		43	F	Female 40-49		8:18	0:25:47	0:25:47
120.	776	Van Ee, Benjamin		14	M	Male 14 & Under		8:18	0:25:49	0:25:49
121.	232	Desing, David		61	M	Male 50+		8:18	0:25:50	0:25:50
122.	118	Trently, Bob		58	M	Male 50+		8:19	0:25:52	0:25:52
123.	581	Maddox, Chris		50	M	Male 50+		8:20	0:25:54	0:25:54
124.	259	Griess, Jordyn		12	F	Female 14 & Under		8:20	0:25:55	0:25:55
125.	383	Viehman, Brittni		30	F	Female 30-39		8:21	0:25:57	0:25:57
126.	391	Dray, Kenzi		16	F	Female 15-19		8:21	0:25:59	0:25:59
127.	356	Schwendinger, David		49	M	Male 40-49		8:21	0:25:59	0:25:59
128.	208	Bailey, Josh		18	M	Male 15-19		8:22	0:26:00	0:26:00
129.	379	Urban, John		56	M	Male 50+		8:27	0:26:16	0:26:16
130.	238	Dippold, Glen		61	M	Male 50+		8:28	0:26:19	0:26:19
131.	241	Duff, David		38	M	Male 30-39		8:29	0:26:23	0:26:23
132.	365	Simpson, Skyler		15	F	Female 15-19		8:30	0:26:25	0:26:25
133.	369	Smith, Olivia		15	F	Female 15-19		8:30	0:26:26	0:26:26
134.	306	Moore, Daniel		41	M	Male 40-49		8:31	0:26:29	0:26:29
135.	273	Johnson, Anne		15	F	Female 15-19		8:32	0:26:33	0:26:33
136.	336	Politzer, Kate		15	F	Female 15-19		8:33	0:26:34	0:26:34
137.	339	Quang, Elina		15	F	Female 15-19		8:33	0:26:36	0:26:36
138.	390	Dray, Hayley		13	F	Female 14 & Under		8:34	0:26:37	0:26:37
139.	247	Gaddi, Anvitha		15	F	Female 15-19		8:35	0:26:42	0:26:42
140.	374	Stewart, Evelyn		15	F	Female 15-19		8:35	0:26:43	0:26:43
141.	121	121, N.N.						8:36	0:26:46	0:26:46
142.	105	Bird, Chris		51	M	Male 50+		8:39	0:26:54	0:26:54
143.	779	Villhauer, Lincoln		10	M	Male 14 & Under		8:39	0:26:55	0:26:55

















































2024 July 4 Fun Run

Overall Results 5K

Plac	Bib	Name	Nat.	Age	Gender	AG	Club	Pace	ChipTim	GunTime
144.	223	Chedester, Jac		14	M	Male 14 & Under		8:42	0:27:03	0:27:03
145.	797	Lo, Kelsey		36	F	Female 30-39		8:42	0:27:03	0:27:03
146.	375	Swaim, Theresa		43	F	Female 40-49		8:42	0:27:04	0:27:04
147.	103	Griffith, Travis		42	M	Male 40-49		8:43	0:27:05	0:27:05
148.	563	Larsen, Olivia Larsen		14	F	Female 14 & Under		8:46	0:27:16	0:27:16
149.	130	130, N.N.						8:47	0:27:18	0:27:18
150.	293	Burke, Cooper		14	F	Female 14 & Under		8:47	0:27:19	0:27:19
151.	251	Garland, Patrick		48	M	Male 40-49		8:48	0:27:23	0:27:23
152.	319	Newman, Kaela		25	F	Female 20-29		8:52	0:27:34	0:27:34
153.	317	Muehling, Madeline		11	F	Female 14 & Under		8:52	0:27:35	0:27:35
154.	377	Tekippe, Paul		34	M	Male 30-39		8:52	0:27:35	0:27:35
155.	387	Whitlock, Ross		62	M	Male 50+		8:55	0:27:43	0:27:43
156.	288	Lorenz, Caleb		14	M	Male 14 & Under		8:55	0:27:45	0:27:45
157.	352	Salge, Otto		14	M	Male 14 & Under		8:56	0:27:46	0:27:46
158.	560	Kreger, Adalyn		14	F	Female 14 & Under		8:56	0:27:47	0:27:47
159.	224	Chen, Kassidy		37	F	Female 30-39		9:03	0:28:09	0:28:09
160.	330	Penning, Janeal		58	F	Female 50+		9:03	0:28:09	0:28:09
161.	597	Marsh, Gus		12	M	Male 14 & Under		9:04	0:28:10	0:28:10
162.	353	Schmidt, Matt		54	M	Male 50+		9:04	0:28:12	0:28:12
163.	213	Brown, AJ		19	M	Male 15-19		9:05	0:28:14	0:28:14
164.	575	Lorbiecki, Milly		15	F	Female 15-19		9:08	0:28:24	0:28:24
165.	606	Marsh, Tyler		52	M	Male 50+		9:09	0:28:28	0:28:28
166.	373	Stender, Erin		25	F	Female 20-29		9:12	0:28:37	0:28:37
167.	782	Wachter, Derek		55	M	Male 50+		9:14	0:28:42	0:28:42
168.	277	Kohl, Annjanette		32	F	Female 30-39		9:17	0:28:51	0:28:51
169.	380	Urban, Shelly		57	F	Female 50+		9:17	0:28:51	0:28:51
170.	281	Larson, Grant		14	M	Male 14 & Under		9:17	0:28:52	0:28:52
171.	150	Larson, Sean		49	M	Male 40-49		9:17	0:28:54	0:28:54
172.	116	Trently, Charlotte		14	F	Female 14 & Under		9:22	0:29:09	0:29:09
173.	289	Lorenz, Kyle		47	M	Male 40-49		9:23	0:29:11	0:29:11
174.	378	Thompson, Nathan		25	M	Male 20-29		9:24	0:29:13	0:29:13
175.	253	Adams, Annie		14	F	Female 14 & Under		9:29	0:29:30	0:29:30
176.	272	Jacobs, Breanne		43	F	Female 40-49		9:30	0:29:34	0:29:34
177.	266	Groathouse, Stephanie		52	F	Female 50+		9:34	0:29:43	0:29:43
178.	235	Dietrich, Landon		8	M	Male 14 & Under		9:39	0:29:59	0:29:59
179.	234	Dietrich, Brett		38	M	Male 30-39		9:39	0:30:00	0:30:00
180.	302	Meade, Brooke		14	F	Female 14 & Under		9:39	0:30:01	0:30:01
181.	112	Faeth, Katie		36	F	Female 30-39	Waukee	9:42	0:30:09	0:30:09
182.	363	SHAW, Courtney		41	F	Female 40-49		9:42	0:30:10	0:30:10
183.	211	Boddicker, Ralph		38	M	Male 30-39		9:45	0:30:18	0:30:18
184.	226	Clouser, Grace		22	F	Female 20-29		9:47	0:30:25	0:30:25
185.	155	Weber, Molly		50	F	Female 50+		9:47	0:30:25	0:30:25
186.	122	Christ, Evan		13	M	Male 14 & Under		9:48	0:30:29	0:30:29
187.	769	Stacey, Cyrus		55	M	Male 50+		9:50	0:30:35	0:30:35
188.	333	Peterson, Joseph		46	M	Male 40-49		9:51	0:30:38	0:30:38
189.	123	Ewing, Ashton		37	F	Female 30-39		9:52	0:30:42	0:30:42
190.	149	Begley, Renee		46	F	Female 40-49		9:54	0:30:46	0:30:46
191.	345	Rosado, Jayden		11	M	Male 14 & Under		9:55	0:30:49	0:30:49



























2024 July 4 Fun Run

Overall Results 5K

Plac	Bib	Name	Nat.	Age	Gender	AG	Club	Pace	ChipTim	GunTime
192.	153	Puetz, Sara		41	F	Female 40-49		9:55	0:30:51	0:30:51
193.	154	Puetz, Tod		45	M	Male 40-49		9:55	0:30:51	0:30:51
194.	316	Muehling, Emily		40	F	Female 40-49		9:59	0:31:03	0:31:03
195.	315	Muehling, AJ		40	M	Male 40-49		9:59	0:31:03	0:31:03
196.	246	Gadbois, Sarah		44	F	Female 40-49		10:03	0:31:14	0:31:14
197.	788	Erickson, Carrie		35	F	Female 30-39		10:09	0:31:34	0:31:34
198.	196	196, N.N.						10:16	0:31:54	0:31:54
199.	151	Lorenz, Jessica		43	F	Female 40-49		10:16	0:31:54	0:31:54
200.	532	Henigan, Emily		18	F	Female 15-19		10:16	0:31:56	0:31:56
201.	311	Daugherty, Andrew		12	M	Male 14 & Under		10:17	0:31:58	0:31:58
202.	342	Riesenberg, Rylie		11	F	Female 14 & Under		10:17	0:31:58	0:31:58
203.	341	Riesenberg, Ryan		39	M	Male 30-39		10:18	0:32:01	0:32:01
204.	203	Abel, Haley		38	F	Female 30-39		10:20	0:32:09	0:32:09
205.	761	Palmer, Grace		21	F	Female 20-29		10:21	0:32:12	0:32:12
206.	762	Palmer, Julie		52	F	Female 50+	Waukee	10:22	0:32:15	0:32:15
207.	264	Groathouse, Hannah		27	F	Female 20-29		10:29	0:32:35	0:32:35
208.	261	Groathouse, AJ		53	M	Male 50+		10:29	0:32:35	0:32:35
209.	258	Good, Brendon		36	M	Male 30-39	Waukee	10:30	0:32:40	0:32:40
210.	117	Trently, Kelly		52	F	Female 50+		10:32	0:32:46	0:32:46
211.	400	Griess, Carter		7	M	Male 14 & Under		10:44	0:33:22	0:33:22
212.	243	Fahey, Hannah		39	F	Female 30-39		10:46	0:33:27	0:33:27
213.	152	Cronin, Benjamin		41	M	Male 40-49		10:47	0:33:33	0:33:33
214.	760	Origer, Jackie		41	F	Female 40-49		10:53	0:33:52	0:33:52
215.	127	Behlke, Cordelia		10	F	Female 14 & Under		10:56	0:33:58	0:33:58
216.	388	Williams, Beverly		56	F	Female 50+	Waukee	11:13	0:34:54	0:34:54
217.	800	Spurlock, Micah		30	M	Male 30-39		11:16	0:35:03	0:35:03
218.	291	Berra, Michelle		43	F	Female 40-49		11:18	0:35:08	0:35:08
219.	384	Weisberg, Amy		41	F	Female 40-49		11:23	0:35:22	0:35:22
220.	140	Kunze, Kent		66	M	Male 50+		11:26	0:35:32	0:35:32
221.	598	Marsh, Isla		17	F	Female 15-19		11:37	0:36:07	0:36:07
222.	147	Worth, Harper		16	F	Female 15-19		11:37	0:36:07	0:36:07
223.	257	Gibson, Ryan		44	M	Male 40-49		11:42	0:36:23	0:36:23
224.	360	SHAW, Blaine		8	M	Male 14 & Under		11:44	0:36:29	0:36:29
225.	362	SHAW, BRET		42	M	Male 40-49		11:45	0:36:32	0:36:32
226.	376	Tekippe, Bailey		30	F	Female 30-39		11:47	0:36:37	0:36:37
227.	202	Abbott, Karina		26	F	Female 20-29		11:53	0:36:57	0:36:57
228.	299	McElderry, Ashley		39	F	Female 30-39		11:59	0:37:16	0:37:16
229.	789	Fritz, Chuck		59	M	Male 50+		12:10	0:37:48	0:37:48
230.	125	McGinness, Aiden		18	M	Male 15-19		12:11	0:37:52	0:37:52
231.	124	Ewing, Maddy		17	F	Female 15-19		12:11	0:37:52	0:37:52
232.	348	Roszhart, Grant		25	M	Male 20-29		12:11	0:37:54	0:37:54
233.	222	Carpenter, Connor		24	M	Male 20-29		12:12	0:37:55	0:37:55
234.	784	Wallace, Connor		10	M	Male 14 & Under		12:14	0:38:03	0:38:03
235.	799	Cavan, Langston		11	M	Male 14 & Under		12:14	0:38:03	0:38:03
236.	146	Caraway, Troy		54	M	Male 50+		12:17	0:38:12	0:38:12
237.	144	Caraway, Allison		20	F	Female 20-29		12:17	0:38:12	0:38:12
238.	145	Caraway, Clarissa		17	F	Female 15-19		12:17	0:38:12	0:38:12
239.	783	Wallace, Allison		45	F	Female 40-49		12:18	0:38:14	0:38:14

2024 July 4 Fun Run

Overall Results 5K

Plac	Bib	Name	Nat.	Age	Gender	AG	Club	Pace	ChipTim	GunTime
240.	260	Griffith, Roger		72	M	Male 50+		12:28	0:38:47	0:38:47
241.	126	Allison, Archie		61	M	Male 50+		12:41	0:39:25	0:39:25
242.	216	Brown, Sonya		50	F	Female 50+		12:54	0:40:07	0:40:07
243.	275	Kelly, Kim		53	F	Female 50+		13:05	0:40:42	0:40:42
244.	351	Ryan, Michelle		56	F	Female 50+		13:05	0:40:42	0:40:42
245.	139	Hvpp, Josie		32	F	Female 30-39		13:10	0:40:56	0:40:56
246.	318	Naylor, David		34	M	Male 30-39		13:53	0:43:09	0:43:09
247.	141	Kunze, Jackie		28	F	Female 20-29		14:01	0:43:34	0:43:34
248.	142	Kunze, Julien		61	F	Female 50+		14:18	0:44:26	0:44:26
249.	386	Weltha, Carole		71	F	Female 50+		14:57	0:46:29	0:46:29
250.	227	Collins, Paige		27	F	Female 20-29		15:06	0:46:58	0:46:58
251.	349	Roszhart, Stacey		50	F	Female 50+		15:06	0:46:58	0:46:58
252.	350	Roszhart, Tim		53	M	Male 50+		15:07	0:46:58	0:46:58
253.	148	Vandis, Lara		50	F	Female 50+		15:25	0:47:56	0:47:56
254.	225	Clouser, Angela		52	F	Female 50+		15:48	0:49:07	0:49:07
255.	774	Tofanelli, Lexi		22	F	Female 20-29		15:48	0:49:07	0:49:07
256.	778	Van Ee, Mara		48	F	Female 40-49		15:53	0:49:23	0:49:23
257.	599	Marsh, Kristin		50	F	Female 50+		15:53	0:49:23	0:49:23
258.	777	Van Ee, Brent		53	M	Male 50+		15:59	0:49:42	0:49:42
259.	329	Oswald, Lynn		57	F	Female 50+	Waukee	17:06	0:53:11	0:53:11
260.	389	Wilson, Kathryn		29	F	Female 20-29	Waukee	17:07	0:53:11	0:53:11
261.	305	Miller, Alyssa		34	F	Female 30-39	Waukee	17:07	0:53:11	0:53:11
262.	312	Daugherty, Caleb		15	M	Male 15-19		17:43	0:55:05	0:55:05
263.	346	Daugherty, Joe		43	M	Male 40-49		17:43	0:55:05	0:55:05
264.	347	Daugherty, Sarah		40	F	Female 40-49		17:44	0:55:07	0:55:07
265.	143	Kunze, Jared		34	M	Male 30-39		17:49	0:55:23	0:55:23

Number of records: 265